

Description:

16 AWG pairs stranded (19x29) tinned copper conductors, twisted pairs, PVC insulation, overall Beldfoil® shield (100% coverage), PVC jacket.

Physical Characteristics (Overall)

Conductor

AWG:

# Pairs	AWG	Stranding	Conductor Material
1	16	19x29	TC - Tinned Copper

Insulation

Insulation Material:

Insulation Material	Wall Thickness (in.)
PVC - Polyvinyl Chloride	.016

Inner Shield

Inner Shield Material:

Inner Shield Trade Name	Type	Inner Shield Material	Coverage (%)
Beldfoil®	Tape	Aluminum Foil-Polyester Tape	100

Inner Shield Drain Wire AWG:

AWG
18

Inner Shield Drain Wire Stranding: 19x30

Inner Shield Drain Wire Conductor Material: TC - Tinned Copper

Outer Jacket

Outer Jacket Material:

Outer Jacket Material	Nom. Wall Thickness (in.)
PVC - Polyvinyl Chloride	.037

Outer Jacket Ripcord: Yes

Overall Cabling

Overall Nominal Diameter: 0.256 in.

Pair

Pair Color Code Chart:

Number	Color
1	Black & Red

Pair Lay Length & Direction:

Lay Length (in.)	Twists/ft. (twist/ft)
2.000	6.000

Mechanical Characteristics (Overall)

Operating Temperature Range: -30°C To +105°C

Bulk Cable Weight: 41 lbs/1000 ft.

Max. Recommended Pulling Tension: 90 lbs.

Min. Bend Radius (Install)/Minor Axis: 2.500 in.

9316 Multi-Conductor - 300V Power-Limited Tray Cable

Applicable Specifications and Agency Compliance (Overall)

Applicable Standards & Environmental Programs

CEC/C(UL) Specification:	CMG
EU CE Mark:	Yes
EU Directive 2000/53/EC (ELV):	Yes
EU Directive 2002/95/EC (RoHS):	Yes
EU RoHS Compliance Date (mm/dd/yyyy):	04/01/2005
EU Directive 2002/96/EC (WEEE):	Yes
EU Directive 2003/11/EC (BFR):	Yes
CA Prop 65 (CJ for Wire & Cable):	Yes
MII Order #39 (China RoHS):	Yes

Flame Test

UL Flame Test:	UL1685 FT4 Loading
CSA Flame Test:	FT4
IEEE Flame Test:	1202

Suitability

Sunlight Resistance:	Yes
----------------------	-----

Plenum/Non-Plenum

Plenum (Y/N):	No
---------------	----

Surface Printing (Overall)

Surface Printing:	LEGEND: BELDEN 9316 E34972 1PR16 SHIELDED (UL) CL3R 105C OR PLTC OR ITC SUN RES OR AWM 2464 80C 300V ----FT4 (2 FT, 7 DIGIT SEQUENTIAL NUMBER) FEET
-------------------	---

Electrical Characteristics (Overall)

Nom. Inductance:

Inductance (µH/ft)	.16
--------------------	-----

Nom. Capacitance Conductor to Conductor:

Capacitance (pF/ft)	68
---------------------	----

Nom. Capacitance Cond. to Other Conductor & Shield:

Capacitance (pF/ft)	121
---------------------	-----

Nom. Conductor DC Resistance:

DCR @ 20°C (Ohm/1000 ft)	3.7
--------------------------	-----

Ind. Pair Nominal Shield DC Resistance @ 20 Deg. C: 5.700 Ohm/1000 ft

Max. Operating Voltage - UL:

Voltage	300 V RMS
---------	-----------

Max. Recommended Current:

Current	7 Amps per conductor @ 25°C
---------	-----------------------------

Put Ups and Colors:

Item #	Putup	Ship Weight	Color	Notes	Item Desc
--------	-------	-------------	-------	-------	-----------

9316 Multi-Conductor - 300V Power-Limited Tray Cable

9316 060U1000	1,000 FT	41.000 LB	CHROME		2 #16 PVC FS PVC
9316 060U500	500 FT	21.500 LB	CHROME		2 #16 PVC FS PVC

UL Instrumentation Cable

300V Power-Limited Tray Cables

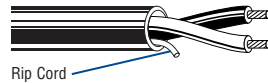
Industrial Grade Sunlight- and Oil-Resistant Jackets

Description	Part No.	No. of Pairs	Color Code	Standard Lengths		Standard Unit Weight		Jacket Thickness		Nominal OD		Maximum Pull Tension		Minimum Bend Radius	
				Ft.	m	Lbs.	kg	Inch	mm	Inch	mm	Lbs.	N	Inch	mm

16 AWG Pairs Stranded (19x29) Tinned Copper Conductors • Twisted Pairs

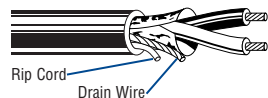
Unshielded • PVC Insulation • Chrome PVC Jacket

NEC: PLTC, ITC, CMG CEC: CMG FT4 IEEE 1202/383 ICEA T-29-520	9410	1	E2	U-500 U-1000	U-152.4 U-304.8	18.5 36.0	8.4 16.3	.037	.94	.254	6.45	78	347	2.50	63.50
---	-------------	---	----	-----------------	--------------------	--------------	-------------	------	-----	------	------	----	-----	------	-------



Overall Beldfoil® Shield (100% Coverage) • PVC Insulation • Chrome PVC Jacket

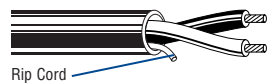
NEC: PLTC, ITC, CMG CEC: CMG FT4 IEEE 1202/383 ICEA T-29-520	9316	1	E2	U-500 U-1000	U-152.4 U-304.8	21.5 41.0	9.8 18.6	.037	.94	.256	6.50	90	400	2.50	63.50
---	-------------	---	----	-----------------	--------------------	--------------	-------------	------	-----	------	------	----	-----	------	-------



16 AWG Pairs Stranded (7x24) Bare Copper Conductors • Twisted Pairs

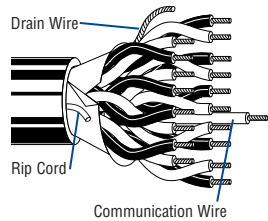
Unshielded • PVC Insulation • Black PVC Jacket (See chart below for other insulation and jacket options)

NEC: PLTC, ITC, CMG CEC: CMG FT4 IEEE 1202/383 ICEA T-29-520	1035A	1	E1	1000 10000 †	304.8 3048.0	40.0 400.0	18.1 181.4	.037	.94	.254	6.45	71	318	2.50	63.50
---	--------------	---	----	-----------------	-----------------	---------------	---------------	------	-----	------	------	----	-----	------	-------



Overall Beldfoil Shield (100% Coverage) • PVC Insulation • Black PVC Jacket (See chart below for other options)

NEC: PLTC, ITC, CMG CEC: CMG FT4 IEEE 1202/383 ICEA T-29-520	1030A	1	E1	1000 10000 †	304.8 3048.0	46.0 480.0	20.9 217.7	.037	.94	.257	6.53	94	418	2.50	63.50
	3043A	2	E1	Bulk ††	Bulk	—	—	.053	1.35	.437	11.10	83	369	4.50	114.30
	1528A	3	E1	7500 †	2286.0	967.5	438.9	.053	1.35	.457	11.61	250	1112	4.75	120.65
	1484A	4	E1	7500 †	2286.0	1200.0	544.8	.053	1.35	.495	12.57	330	1468	5.00	127.00
	1485A	8	E1	7500 †	2286.0	2010.0	911.7	.053	1.35	.597	15.16	616	2740	6.00	152.40
	1486A	12	E1	5000 †	1524.0	1965.0	892.1	.064	1.63	.741	18.80	892	3968	7.50	190.50
	3050A	16	E1	Bulk ††	Bulk	—	—	.064	1.63	.831	21.10	661	2940	8.50	215.90
	1489A	24	E1	1250 †	381.0	923.8	419.4	.074	1.88	1.032	26.20	1749	7780	10.50	266.70
	1490A	36	E1	1250 †	381.0	1313.8	596.4	.074	1.88	1.178	29.80	2606	11592	11.75	298.45
	3056A	50	E1	Bulk ††	Bulk	—	—	.088	2.24	1.550	39.37	3615	16082	15.50	393.70



Individually Shielded + Overall Beldfoil Shield (100% Coverage) • PVC Insulation • Black PVC Jacket (Options below)

NEC: PLTC, ITC, CMG CEC: CMG FT4 IEEE 1202/383 ICEA T-29-520	1492A	2	E1	7500 †	2286.0	885.0	401.8	.053	1.35	.450	11.43	232	1032	4.50	114.30
	1493A	4	E1	7500 †	2286.0	1387.5	629.4	.055	1.40	.512	13.11	420	1868	5.00	127.00
	1494A	8	E1	5000 †	1524.0	1640.0	743.9	.066	1.68	.687	17.50	795	3537	7.00	177.80
	1495A	12	E1	2500 †	762.0	1202.5	545.5	.066	1.68	.822	20.73	1170	5205	8.25	209.55
	3051A	16	E1	Bulk ††	Bulk	—	—	.074	1.88	.936	23.77	661	2940	10.00	254.00
	1498A	24	E1	5000 †	1524.0	4340.0	1968.6	.074	1.88	1.149	29.18	2296	10214	11.50	292.10
	1499A	36	E1	Bulk ††	Bulk	—	—	.084	2.13	1.334	33.88	3167	14088	13.50	342.90
	3057A	50	E1	Bulk ††	Bulk	—	—	.088	2.24	1.600	40.64	2066	9190	16.00	406.40

E1, E2 = Refer to Technical Information section for color code.
Alternate color coding available upon request.

Multiple pair or triad cables have each pair/triad numbered for ease of identification.

†Final put-up length may vary ±10% from length shown.

††Bulk = Check length available for specific construction.

Conductor, Insulation and Jacket Options**

To Specify:

1234	A	E
Start with Part No.	Add or replace letter code for desired conductor, insulation & jacket	Add for Exposed Run rating if desired

Bare	Tinned	Insulation/Jacket
A	B	PVC/PVC
C	D	XLPE/PVC
K	L	TPE/TPE
Q	R	XLPE/CPE
S	T	XLPE/Haloarrest®

**For 1000 and 3000 Series cables only.